



**WALL LIGHT**

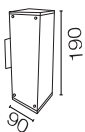
## KALINO



### KALINO-A IP65

POWER : 1 x E27  
 COLOR : ●  
 PRICE : 800 Baht

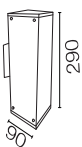
DIMENSION (mm)



### KALINO-B IP65

POWER : 2 x E27  
 COLOR : ●  
 PRICE : 1,100 Baht

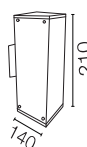
DIMENSION (mm)



### KALINO-C IP65

POWER : 1 x E27  
 COLOR : ●  
 PRICE : 1,700 Baht

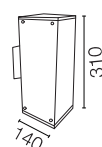
DIMENSION (mm)



### KALINO-D IP65

POWER : 2 x E27  
 COLOR : ●  
 PRICE : 2,100 Baht

DIMENSION (mm)



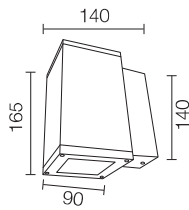
# LIMA



## LIMA-A IP55

POWER : 1 x GU10  
COLOR : ● ●  
PRICE : 1,900 Baht

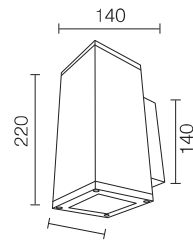
DIMENSION (mm)



## LIMA-B IP55

POWER : 2 x GU10  
COLOR : ● ●  
PRICE : 2,400 Baht

DIMENSION (mm)



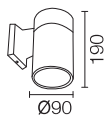
# ZIRCON



## ZIRCON-A <sup>IP65</sup>

POWER : 1 x E27  
 COLOR : ●  
 PRICE : 800 Baht

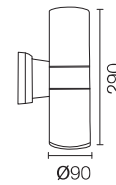
DIMENSION (mm)



## ZIRCON-B <sup>IP65</sup>

POWER : 2 x E27  
 COLOR : ●  
 PRICE : 1,100 Baht

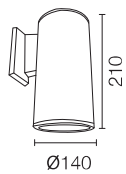
DIMENSION (mm)



## ZIRCON-C <sup>IP65</sup>

POWER : 1 x E27  
 COLOR : ●  
 PRICE : 1,700 Baht

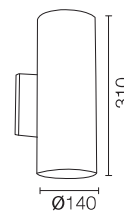
DIMENSION (mm)




## ZIRCON-D <sup>IP65</sup>

POWER : 2 x E27  
 COLOR : ●  
 PRICE : 2,100 Baht

DIMENSION (mm)



WALL LIGHT



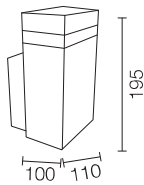
CADEN



CADEN-A IP65

POWER : 1 x E27  
COLOR : ●  
PRICE : 1,000 Baht

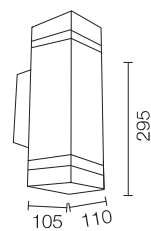
DIMENSION (mm)



CADEN-B IP65

POWER : 2 x E27  
COLOR : ●  
PRICE : 1,300 Baht

DIMENSION (mm)



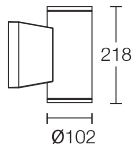
## SILICON



### SILICON-A IP65

POWER : COB 15W  
 LUMEN : 949 - 1107 lm  
 CCT : 3000K / 4000K  
 CRI : CRI80  
 BEAM ANGLE : 24° x 36° x 71°  
 DRIVER LED : 350 mA  
 COLOR : ○ ● ● ●  
 PRICE : 6,700 Baht

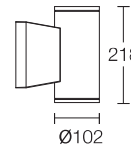
DIMENSION (mm)



### SILICON-B IP65

POWER : COB 28W  
 LUMEN : 1898 - 2214 lm  
 CCT/CRI : 3000K / 4000K  
 CRI : CRI80  
 BEAM ANGLE : 24° x 36° x 71°  
 DRIVER LED : 350 mA  
 COLOR : ○ ● ● ●  
 PRICE : 11,000 Baht

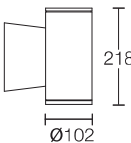
DIMENSION (mm)



### SILICON-C IP65

POWER : COB 15W  
 LUMEN : 949 - 1107 lm  
 CCT : 3000K / 4000K  
 CRI : CRI80  
 BEAM ANGLE : 24° x 36° x 71°  
 DRIVER LED : 350 mA  
 COLOR : ○ ● ● ●  
 PRICE : 6,600 Baht

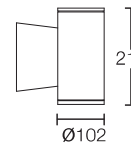
DIMENSION (mm)



### SILICON-D IP65

POWER : COB 28W  
 LUMEN : 1898 - 2214 lm  
 CCT : 3000K / 4000K  
 CRI : CRI80  
 BEAM ANGLE : 24° x 36° x 71°  
 DRIVER LED : 350 mA  
 COLOR : ○ ● ● ●  
 PRICE : 11,500 Baht

DIMENSION (mm)



WALL LIGHT



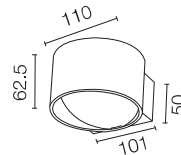
## ERIN



### ERIN IP65

MATERIAL	:	Aluminium
POWER	:	COB 7W
CCT/CRI	:	3000K CRI80
COLOR	:	○ ● ●
PRICE	:	1,200 Baht

DIMENSION (mm)



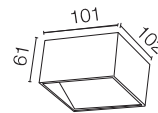
## WALL LIGHT



### ENORA <sup>IP65</sup>

MATERIAL	:	Aluminium
POWER	:	COB 7W
CCT/CRI	:	3000K CRI80
COLOR	:	○ ● ●
PRICE	:	1,000 Baht

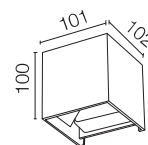
#### DIMENSION (mm)



### PRIME <sup>IP65</sup>

MATERIAL	:	Aluminium
POWER	:	COB 2 x 3W
CCT/CRI	:	3000K CRI80
COLOR	:	○ ●
PRICE	:	1,800 Baht

#### DIMENSION (mm)





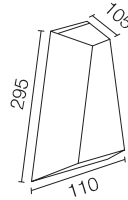
## WALL LIGHT



### AIRI <sup>IP54</sup>

MATERIAL	:	Aluminium
POWER	:	LED 2 x 3W
CCT	:	2700K / 4000K / 5600K
CRI	:	CRI80
IN PUT	:	220-230M
COLOR	:	○ ●●
PRICE	:	3,600 Baht

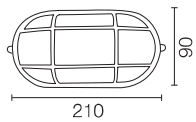
#### DIMENSION (mm)



### CAGE <sup>IP65</sup>

MATERIAL	:	Aluminium
POWER	:	1 x E27
COLOR	:	○ ●
PRICE	:	250 Baht

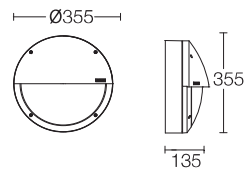
#### DIMENSION (mm)



**LUNA-A****LUNA-A** IP65

MATERIAL	: Die-casting Aluminum
POWER	: 96 LED 27W
DRIVER LED	: 700 mA
LUMEN	: 1250 - 1315 lm
CCT	: 3000K / 4000K
CRI	: CRI80
BEAM ANGLE	: 115° x 119°
COLOR	: ○ ● ● ●
PRICE	: 8,800 Baht

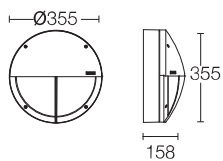
## DIMENSION (mm)

**LUNA-B** IP65


MATERIAL	: Die-casting Aluminum
POWER	: 96 LED 27W
DRIVER LED	: 700 mA
LUMEN	: 1211 - 1275 lm
CCT/CRI	: 3000K / 4000K
CCT/CRI	: CRI80
BEAM ANGLE	: 110° x 109°
COLOR	: ○ ● ● ●
PRICE	: 8,300 Baht



## DIMENSION (mm)



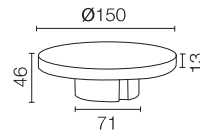
WALL LIGHT



## PERIDOT IP65

MATERIAL	:	Aluminium
POWER	:	12W
CCT/CRI	:	3000K CRI80
COLOR	:	○ ● ●
PRICE	:	2,000 Baht

DIMENSION (mm)





## ALESSA IP65

MATERIAL	:	Aluminium
POWER	:	COB 7W
CCT/CRI	:	3000K CRI80
COLOR	:	○ ● ●
PRICE	:	2,400 Baht

### DIMENSION (mm)

