



**RIBBON LED**



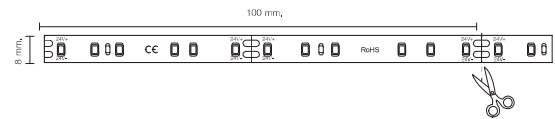
## EN RIBBON S3528L60V24 4.8W



### BASIC PARAMETERS

SIZE	:	5000 X 8 mm.
LED QUANTITY	:	60LEDs
POWER	:	4.8W/m.
CRI	:	> 80
INPUT VOLTAGE	:	24V DC
BEAM ANGLE	:	120°
CCT	:	2700K / 3000K / 4000K / 6000K

CUTTING UNIT (mm)



PRICE

IP 20	:	250	Baht/m
IP 65	:	300	Baht/m



2700K

3000K

4000K


6000K

4,8W (398 lm/m)

4,8W (418 lm/m)

4,8W (438 lm/m)

4,8W (413 lm/m)



## EN RIBBON S3528L120V24 9.6W



PRICE

IP 20 : 400 Baht/m



2700K

9.6W (796 lm/m)

3000K

9.6W (837 lm/m)

4000K

9.6W (847 lm/m)

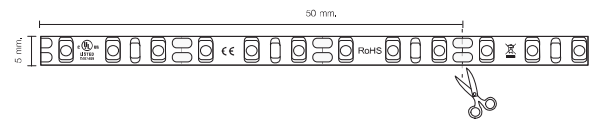
6000K

9.6W (877 lm/m)

## BASIC PARAMETERS

SIZE	:	5000 X 5 mm.
LED QUANTITY	:	120LEDs
POWER	:	9.6W/m.
CRI	:	> 80
INPUT VOLTAGE	:	24V DC
BEAM ANGLE	:	120°
CCT	:	2700K / 3000K / 4000K / 6000K

CUTTING UNIT (mm)







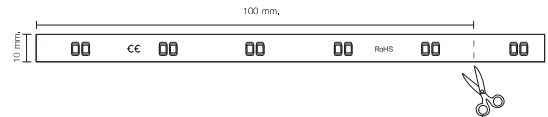
## EN RIBBON S2835D120V24 14.4W CCT



### BASIC PARAMETERS

SIZE	:	5000 X 10 mm.
LED QUANTITY	:	120LEDs
POWER	:	14.4W/m.
CRI	:	> 80
INPUT VOLTAGE	:	24V DC
BEAM ANGLE	:	120°
CCT	:	2700K – 6000K

CUTTING UNIT (mm)



#### PRICE

IP 20	:	550	Baht/m
IP 65	:	700	Baht/m



2700K

7.2W (740 lm/m)

4000K

14.4W (1150 lm/m)

6000K

7.2W (820 lm/m)

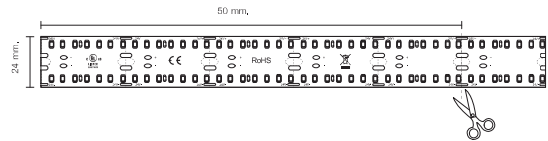
# EN RIBBON S2835L280V24 25W



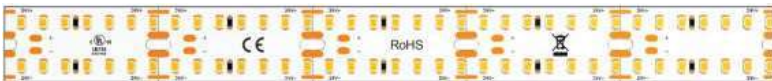
## BASIC PARAMETERS

SIZE	:	5000 X 24 mm.
LED QUANTITY	:	280LEDs
POWER	:	25W/m.
CRI	:	> 80
INPUT VOLTAGE	:	24V DC
BEAM ANGLE	:	120°
CCT	:	2700K / 3000K / 4000K / 6000K

CUTTING UNIT (mm)



PRICE  
IP 20 : 950 Baht/m



2700K

3000K

4000K

6000K

25W (2883 lm/m)

25W (3179 lm/m)

25W (3326 lm/m)

25W (3277 lm/m)



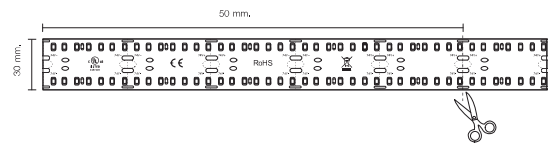
## EN RIBBON S2835L280V24 30W



### BASIC PARAMETERS

SIZE	:	5000 X 30 mm.
LED QUANTITY	:	280LEDs
POWER	:	30W/m.
CRI	:	> 80
INPUT VOLTAGE	:	24V DC
BEAM ANGLE	:	120°
CCT	:	2700K / 3000K / 4000K / 6000K

CUTTING UNIT (mm)



PRICE

IP 20 : 1,000 Baht/m



2700K

3000K

4000K

6000K

30W (3489 lm/m)

30W (3834 lm/m)

30W (4031 lm/m)

30W (3957 lm/m)

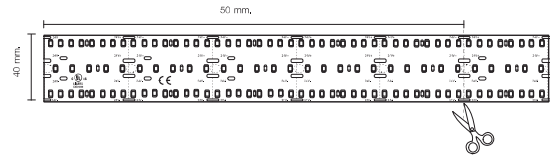
# EN RIBBON S2835L420V24 40W



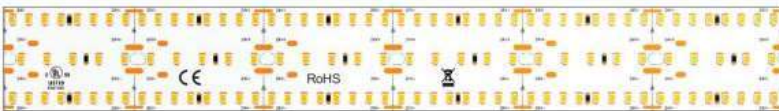
## BASIC PARAMETERS

- SIZE : 5000 X 40 mm.
- LED QUANTITY : 420LEDs
- POWER : 40W/m.
- CRI : > 80
- INPUT VOLTAGE : 24V DC
- BEAM ANGLE : 120°
- CCT : 2700K / 3000K / 4000K / 6000K

CUTTING UNIT (mm)




PRICE : 1,400 Baht/m



- 2700K  
 40W (4613 lm/m)
- 3000K  
 40W (5093 lm/m)
- 4000K  
 40W (5315 lm/m)
- 6000K  
 40W (5241 lm/m)

RIBBON LED



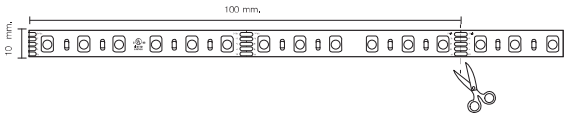
# EN RIBBON S5050M60V24RGB 14.4W



## BASIC PARAMETERS

SIZE	:	5000 X 10 mm.
LED QUANTITY	:	60LEDs
POWER	:	14.4W/m.
CRI	:	> 80
INPUT VOLTAGE	:	24V DC
BEAM ANGLE	:	120°
CCT	:	RGB

CUTTING UNIT (mm)



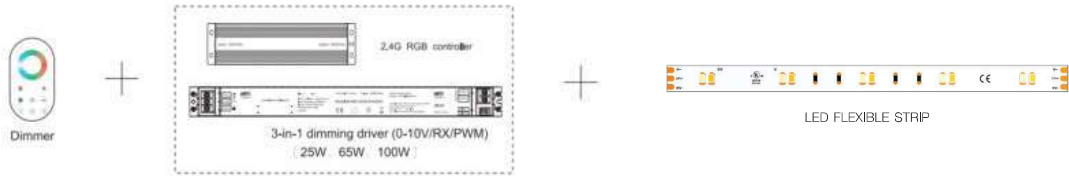
PRICE

IP 20	:	500	Baht/m
IP 65	:	700	Baht/m

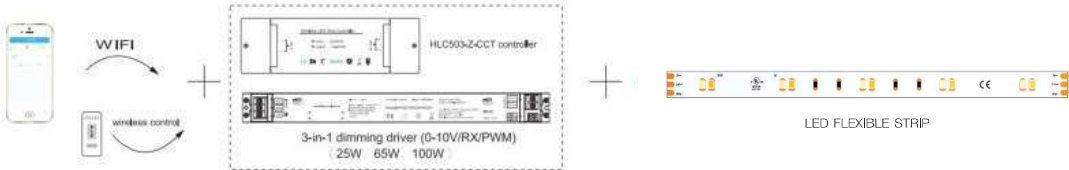


  
14.4W  
RGB-520LM/m

2,4G DIMMING



SMART DIMMING



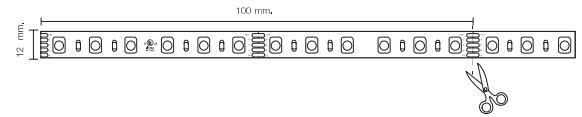
# EN RIBBON S5050M60V24RGBW 19.2W



## BASIC PARAMETERS

SIZE	:	5000 X 12 mm.
LED QUANTITY	:	60LEDs
POWER	:	19.2W/m.
CRI	:	> 80
INPUT VOLTAGE	:	24V DC
BEAM ANGLE	:	120°
CCT	:	RGBW

CUTTING UNIT (mm)



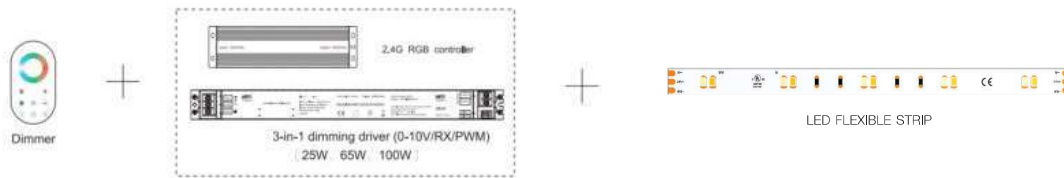
PRICE

IP 20	:	750	Baht/m
IP 65	:	900	Baht/m



<b>R</b>	<b>G</b>	<b>B</b>	<b>W</b>
19.2W 155LM/m	19.2W 300LM/m	19.2W 90LM/m	19.2W 360-390LM/m

2.4G DIMMING



SMART DIMMING

